

Vantra™ IM
CARTONER



The perfect combination of innovation, versatility and simplicity.

Compact and economical, the Vantra™ IM offers the flexibility to setup, load and close cartons and trays on a single platform at speeds up to 55 per minute. For maximum versatility, the Vantra intermittent motion cartoner easily integrates with various infeed options to gently and accurately handle many product types, including applications requiring multiple manipulations.

Vantra IM from Douglas. Simply, perfect.

DOUGLAS

Intermittent Motion Platform Provides **Versatility & Value**



The **Vantra IM** cartoner/tray packer provides a highly versatile single platform solution designed with a hygienic sheet metal frame and standoff bearing mounts.

- Tray and carton capability on a single platform
- Compact and economical
- Various infeed styles offer application and product handling flexibility
- Ergonomic, walk-in design provides easy access
- Extensive carton range capability
- Glue seal for POL, FOL and RSC-flap style cartons
- Tuck closure for standard or reverse style cartons




Application and Product Handling Flexibility


Simply Versatile

The Vantra IM is easily integrated with multiple infeed types to handle cans, bottles, cups, bags, flow-wrapped product and more.


- Cross push loading for single or multiple lane products, utilizing a pressure release surge for a clean product release
- Positive place conveyor (PPC) for form-filled sealed bags and pouches
- Vane collation of flow-wrapped products, bags and pouches with loading into single or multiple infeed buckets
- Pick and place for product collation in buckets or at the load station
- Drop gates for multiple stick packs, meat snacks and more
- Robotics for products received in mass or requiring manipulation prior to collation or loading



Cross Push



Vane Collation



Robotic

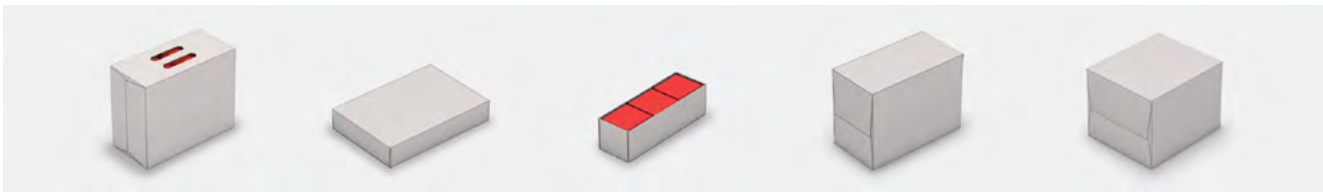


Specifications

SPEED	Up to 55 cartons or trays per minute
CARTON SIZE RANGE	Standard Minimum: 2" (50.80mm) x 1" (25.40mm) x 4" (101.60mm) Standard Maximum: 9.25" (234.95mm) x 7.50" (190.50mm) x 12.00" (304.80mm) * Direction of Travel x Vertical x Across Machine
TRAY SIZE RANGE	Standard Minimum: 2" (50.80mm) x 1" (25.40mm) x 4" (101.60mm) Standard Maximum: 9.19" (233.43mm) x 2.00" (50.80mm) x 12.00" (304.80mm) * Direction of Travel x Vertical x Across Machine

Specification limits may not be available in all combinations and are subject to change without notice. For custom specifications and information, contact a Regional Sales Manager today at: [320.763.6587](tel:320.763.6587) or info@douglas-machine.com.

Typical Pack Patterns



Customer Driven
After Sale Support



Douglas is proud to provide world class service for all our customers' needs. Remote Service Technicians are located throughout the United States to offer local support as quickly as possible. We offer exceptional programs designed to keep your operation on the move and improve your bottom line. Machine inspection, audit, analysis, training and a solid warranty just to name a few. Our team is dedicated to assisting you throughout the life of your equipment.

When you choose Douglas, you're getting more than a quality product, you're gaining a complete Customer Driven experience. In every aspect of your relationship with us, our friendly and skilled employee owners are 100% committed to provide you with valuable and effective collaboration, innovative solutions, responsive support and more.

more. It's not just what we do, it's who we are.

To discover how Customer Driven means **more** to you, contact Douglas Machine at [320.763.6587](tel:320.763.6587) or info@douglas-machine.com to discuss your packaging needs today.

Visit douglas-machine.com for details about our company, our products/solutions and our service & support.



EMPLOYEE OWNED. CUSTOMER DRIVEN.