

TriVex® SL & SLi Series

TOP LOAD CASE/TRAY PACKERS


Patent Pending



Elevating efficiency in top load applications through robotics. Featuring multiple advancements including high payload/speed combinations, TriVex® SL & SLi offer exclusive advantages for the evolving retail ready market. Designed to pack bags and pouches in standup configuration into retail ready display cases, advanced dual robotics precisely combine product infeed, pack pattern collation and case loading functions into one reliable design.

DOUGLAS

Optimum Solutions for Retail Ready Applications



TriVex® SL

The TriVex SL case loader offers precise, reliable automated robotic case packing. The SL seamlessly combines product receiving, pack collation and case loading functions into the robot's end-effector, increasing simplicity and efficiencies.

- Compact footprint
- Unparalleled machine accessibility
- Easy setup and changeovers maximize uptime
- Fewer components reduce maintenance
- Flat bag handling and pattern containment optimize case loading
- Suitable for doy, pillow and flat bottom bags and pouches
- Single and multiple product facing options

TriVex® SLi

For a complete system, the TriVex SLi offers the same loader as the SL, and adds the unique ability to seamlessly erect, load and seal top load cases with a single high performance, low maintenance machine. With complete integration comes less product handling, less case handling and less maintenance within its compact footprint.

- Modular erector and sealer configurations:
 - Erect, load and seal
 - Erect and load only
 - Load and seal only
 - Tape or glue

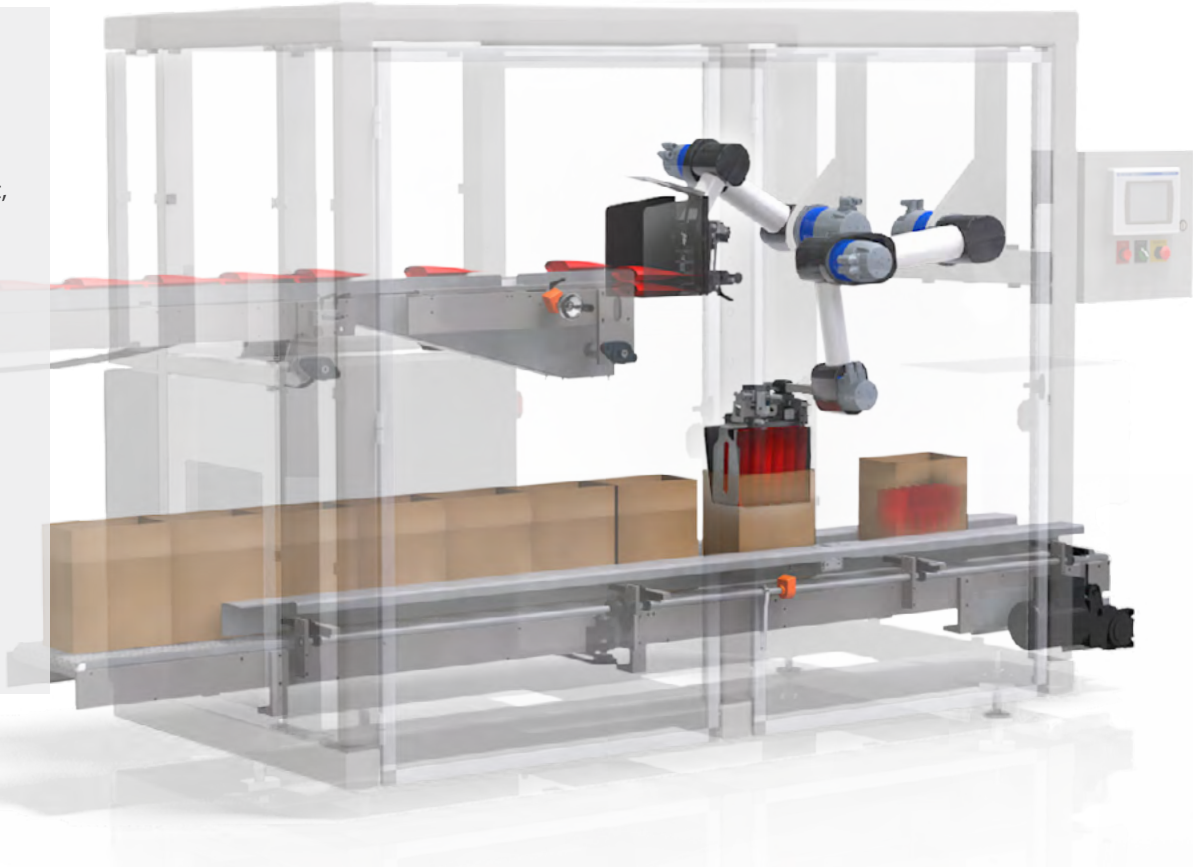


The Science of Innovation, The Art of Precision Control

Robotic Technology

The TriVex SL & SLi robot is Douglas-built, delivering innovation through simplicity.

- Precise product handling
- Fewer and easier adjustments
- High payloads and speed
- Rockwell ControlLogix®
- No gantry type belts, bearings, pulleys or vacuum




Shelf and Retail Ready Automation

With high demand for shelf and retail ready packaging, CPG producers continually face increased levels of automation complexity. With the TriVex SL innovation, we strive to remove that complexity and simplify your packaging automation, reducing operator workload while increasing line efficiencies.

Specifications

Typical Pack Patterns

SPEED	Up to 25 cases/minute or 150 products/minute
CASE SIZE RANGE	Standard Minimum: 4" x 4" x 4.5" Standard Maximum: 15" x 10" x 12" * Direction of Travel x Vertical x Across Machine
PACK PATTERN	Direction of Travel: Number of products deep is product dependent Height: 1 product Across: 1 or 2 product facings
WEIGHTS	Product payload: Approx. 7 lbs. *End effector and product not to exceed 15.5 lbs.



Specification limits may not be available in all combinations and are subject to change without notice. For custom specifications and information, contact a Regional Sales Manager today at: [320.763.6587](tel:320.763.6587) or info@douglas-machine.com.

Customer Driven After Sale Support



Douglas is proud to provide world class service for all our customers' needs. Remote Service Technicians are located throughout the United States to offer local support as quickly as possible. We offer exceptional programs designed to keep your operation on the move and improve your bottom line. Machine inspection, audit, analysis, training and a solid warranty just to name a few. Our team is dedicated to assisting you throughout the life of your equipment.

When you choose Douglas, you're getting more than a quality product, you're gaining a complete Customer Driven experience. In every aspect of your relationship with us, our friendly and skilled employee owners are 100% committed to provide you with valuable and effective collaboration, innovative solutions, responsive support and more.

more. It's not just what we do, it's who we are.

To discover how Customer Driven means **more** to you, contact Douglas Machine at [320.763.6587](tel:320.763.6587) or info@douglas-machine.com to discuss your packaging needs today.

Visit douglas-machine.com for details about our company, our products/solutions and our service & support.



EMPLOYEE OWNED. CUSTOMER DRIVEN.